










Digital technology at Gleneagles Secondary College

Information for parents

Our commitment to the responsible use of digital technology

At Gleneagles Secondary College we are committed to building a culture of respect and responsibility. We show this in the way we use technology and interact online. We teach our students about responsible digital behaviours, including how to recognise and respond to online dangers and threats. We support students to develop the digital skills they need to make a positive impact in the world. We are intentional and discerning about our integration of digital tools into the curriculum, providing rich, interactive and personalised experiences, while ensuring a balance with offline learning opportunities.

What we do






	<p>We set clear expectations</p> <ul style="list-style-type: none"> We have clear expectations about appropriate conduct using digital technologies. Our Mobile Phone Policy outlines our school's expectations relating to students using mobile phones during school hours. We have clear and appropriate consequences when students breach these expectations, in line with our Student Wellbeing and Engagement Policy.
	<p>We teach appropriate conduct</p> <ul style="list-style-type: none"> We teach our students to be safe, intentional and responsible users of digital technologies, including age-appropriate instruction on important digital issues such as cybersafety and cyberbullying.
	<p>We partner with families</p> <ul style="list-style-type: none"> We work with parents and carers to understand the digital technology-related issues they are facing at home. We support them with information and tools that help.
	<p>We provide access to technology</p> <ul style="list-style-type: none"> We provide access to educational software for students to use. This includes: Microsoft 365, Adobe Creative Cloud, Stile, ClickView, Online, Edrolo. We create student email accounts which are non-identifiable.
	<p>We supervise digital learning</p> <ul style="list-style-type: none"> We supervise students using digital technologies in the classroom, consistent with our duty of care. We use clear protocols and procedures to protect students working in online spaces
	<p>We take appropriate steps to protect students</p> <ul style="list-style-type: none"> We provide a filtered internet service to block inappropriate content. Full protection from inappropriate content cannot be guaranteed, however, we have processes to report and act on inappropriate content. We may access and monitor messages and files sent or saved our network, if necessary and appropriate. Use of VPN is prohibited.
	<p>We appropriately manage and respond to online incidents</p> <ul style="list-style-type: none"> We work to prevent, respond, and learn from issues or incidents relating to the use of digital technology, including cybersecurity incidents, cyberbullying and risks to child safety. We refer suspected illegal online acts to the police.



Digital technology at Gleneagles Secondary College

How parents and carers can help

Learning about technology and its impacts doesn't stop at the school gate. Below are our suggestions for ways you can support your children to responsibly use digital technology.

	<p>Establish clear routines</p> <ul style="list-style-type: none"> • Talk to your child about expectations including when, where, and how digital devices can be used at home, ensuring these rules are age-appropriate and consistent. These can include: <ul style="list-style-type: none"> ○ Requiring devices to be used in a common area, such as a living room or study area ○ Setting up a specific area for charging devices overnight, away from bedrooms, to promote better sleep hygiene.
	<p>Restrict inappropriate content</p> <ul style="list-style-type: none"> • Use built-in parental controls on devices and apps to help manage their device access and restrict inappropriate content. • Consider restricting the use of apps with addictive game mechanics (e.g. rewards, badges, limited exit options).
	<p>Talk about online safety</p> <ul style="list-style-type: none"> • Talk with your child about the importance of protecting personal information, recognising online scams, and understanding and adjusting privacy settings on social media. • Encourage your child to talk to you or another trusted adult if they feel unsafe online.
	<p>Model responsible and balanced technology use</p> <ul style="list-style-type: none"> • Encourage a healthy balance between screen time and offline activities, especially outdoor unstructured play and time with friends and family, face-to-face.* • Demonstrate responsible and balanced tech use in your own daily routine to set a good example for your child.
	<p>Work with us</p> <ul style="list-style-type: none"> • Let your child's teacher know about concerns you have regarding their technology use • Keep informed about what your child is learning at school, so you can help reinforce positive messages at home.

***Australia's physical activity and sedentary behaviour guidelines** include the following recommendations for children between 5-17 years-old regarding sedentary recreational screen time:

- no more than 2 hours of sedentary recreational screen time per day
- avoiding screen time 1 hour before sleep
- keeping screens out of the bedroom.

Source: Australia's physical activity and sedentary behaviour guidelines, <https://www.health.gov.au/topics/physical-activity-and-exercise/physical-activity-and-exercise-guidelines-for-all-australians/for-children-and-young-people-5-to-17-years>.

Support for parents and carers

To learn more about how to support the safe, intentional and responsible use of digital technologies at home, the eSafety Commissioner provides [advice for parents](#), and outlines available [counselling and support services](#).



Digital technology at Gleneagles Secondary College

Personal devices at Gleneagles Secondary College

Gleneagles Secondary College operates a Bring Your Own Device (BYOD) program. Parents/carers are invited to purchase or supply a device for their child to bring to school. We have made special arrangements with Edunet who offer discounted prices for the lease or purchase of devices for our students.

Technical specifications for BYOD devices

To ensure smooth and reliable technology access and student support, we have set the following technical specifications for all personal devices. If purchasing or supplying a personal device to use at Gleneagles Secondary College, please ensure that it complies with the following specifications:

Minimum Requirements (Windows):

- 11 inch screen size
- Intel Core i5 10th Gen / AMD Ryzen 5
- 8GB RAM
- 128gb SSD
- Windows 10

Recommended Specifications (Windows):

- 13/14 inch screen size
- Intel Core i5 13th Gen / AMD Ryzen 7 or later
- 12 GB / 16GB RAM
- 256gb / 512gb SSD
- Windows 11

Minimum Requirements (Apple Mac)

- 11 inch screen size
- 10th Generation Intel
- 8GB RAM
- 128gb Hard Drive

Recommended Specifications (Apple Mac)

- 13/14 inch screen size
- Apple M1 / M2
- 16GB RAM
- 256 / 512gb Hard Drive

Chromebooks, Android(Google), iPads, Tablets and Linux devices are not accepted for use.
All laptops must have a physical keyboard (no on-screen keyboard)

All 'Bring Your Own' laptops will need to be bought to the school IT department to gain access to the school WiFi.

Behavioural Expectations – Personal devices

When bringing a personal device to schools, students must ensure that:

- it is fully charged each morning
- it is carried to school with appropriate care in a carry case and stored in lockable storage when not in use
- any physical device damage is immediately reported and if necessary, repaired
- it is clearly labelled with the student's name and class

Supports and services provided

Gleneagles Secondary College will provide the following technical support services for personal devices brought to school:

- Support to access software (Microsoft 365, Adobe Creative Suite)
- Connecting devices to the internet
- Providing student log-in credentials to access the schools network, including a school email account



GLENEAGLES
SECONDARY COLLEGE

Digital technology at Gleneagles Secondary College

Please note that our school does not have insurance to cover accidental damage to students' devices, and parents/carers are encouraged to consider obtaining their own insurance for their child's device.

Students, parents and carers who would like more information or assistance regarding our BYOD program are encouraged to contact Gleneagles ICT on helpdesk@gleneagles.vic.edu.au or visit information on 'Laptop Program' on our website.



Digital technology at Gleneagles Secondary College

FOR Students

What we expect

Below are our expectations of students at Gleneagles Secondary College when using digital technologies.

Be safe



At Gleneagles Secondary College, we protect personal information and keep safe online.

We do this by:

- Not sharing our password or using someone else's username or password.
- Logging out of our devices when they are not in use.
- Restricting the personal information, we post online, including images and videos.

Be respectful



At Gleneagles Secondary College, we are kind and show respect to others when using technology.

We do this by:

- Acting with kindness and never bullying or impersonating others online.
- Thinking about how our words might make others feel before we say or write them.
- Only taking photos or recordings of others when they are aware and have given us permission to do so.
- Seeking permission before sharing others' information online.
- Not using VPN or By-Pass Proxy software.
- Never using a generative artificial intelligence (AI) tool to upload or generate images of a student, parent, or teacher.

Be responsible



At Gleneagles Secondary College, we are honest, handle technology with care and follow the school rules.

We do this by:

- Handling devices with care and not interfering with school-managed network or security settings, other people's work, or devices we don't own.
- Following the terms and conditions of any digital tool we use.
- Not downloading or using inappropriate programs like games, or programs/networks designed to bypass the school's internet and content restrictions.
- Not using technology to cheat or steal, and always acknowledging when we use information sourced from others or generate content using AI tools.
- Turning off and securely storing our mobile phone during school hours.
- Ensuring a healthy balance between screen time and offline activities at school.

Ask for help



At Gleneagles Secondary College, we ask for help if we feel unsure or see something inappropriate.

We do this by talking to a teacher or a trusted adult if:

- We feel uncomfortable or unsafe.
- We see others participating in unsafe, inappropriate, or hurtful online behaviour.
- We notice any damage to school technologies.
- We need help understanding about a digital tool or how it can be used.



Digital technology at Gleneagles Secondary College

Support for students:

For useful information to help you stay safe online, the e-Safety Commissioner provides [information for young people](#), and outlines available [counselling and support services](#).

Instructions

- Students are encouraged to speak with their parents or teachers prior to signing this agreement if they don't understand what it means, or if they had questions they would like to discuss.
- Complete the agreement, including parent/carer acknowledgement and return it by 28 February 2026.

Student Agreement

(Student name)

I understand and commit to uphold the expectations on me as a student at Gleneagles Secondary College when using digital technology.

I will do my best to:

- **be safe** to protect personal information and keep safe online.
- **be respectful** and kind to others when using technology.
- **be responsible** by demonstrating honesty, handling technology with care and following the school rules.
- **ask for help** if I feel unsure or see something inappropriate.

I will continue to learn about how to use digital technology in a safe and responsible way.

(Student's signature)

(Date)

Parent/carer acknowledgement

(Parent/carer name)

I acknowledge your commitment and will support you to safely use and learn about digital technologies.

